

April 2018 | ₹40

Highlights

Genies

Join In!



Ages  
2-6

America's leading early-childhood magazine is now in India!

# Thinking Of Others

Years ago, researchers believed young children were incapable of recognizing the needs or feelings of others. But with the help of modern technology, experts have discovered that even babies can be responsive to other people.

In Meera and Kiran's story this month (pages 12 to 15), Mother asks the children if they want *samosas* for dinner. They say, "Yes!" and offer to help. Each time Meera and Kiran hand Mother what she needs to make the *samosas*, Mother gently and patiently tells the children that they forgot something. And finally, the children remember. They forgot to say *please!*

When you model polite behavior and help your child do the same, they begin to recognize and appreciate what others do for them and what they can do for others. And that's the key to becoming their best self: curious, creative, confident, and, most especially, caring.

Sincerely,



Richa Shah, Managing Editor  
Email me at [editor.genies@delhipress.in](mailto:editor.genies@delhipress.in)

Cover art by Ben Mantle

Highlights™ Genies celebrates the early years of childhood—a time of discovery when learning happens at every turn. Our magazine is dedicated to helping parents, educators, and other caregivers nurture young children by

- encouraging their natural sense of wonder about the world;
- promoting reasoning, problem solving, and creative self-expression;
- fostering a love of language and a rich vocabulary;
- and inspiring them to be kind, to get along with others, and to grow in self-confidence.

## Think Green!

Finished with this issue? Save it to reread in the future, or pass it along to a friend, classroom, or library. If it's too worn to be read anymore, please recycle it.



**Editor, Publisher & Printer:** Paresh Nath

**Managing Editor:** Richa Shah

**Design Team:** Kadambari Khedekar

**Editorial Offices:** Delhi Press Building, E-8, Jhandewala Estate, Rani Jhansi Marg, New Delhi-110055.

**E-mail:** [highlightsgenies@delhipress.in](mailto:highlightsgenies@delhipress.in)

**For more information, visit**

[www.delhipress.in/highlightsgenies](http://www.delhipress.in/highlightsgenies)

Printed & Published by Paresh Nath on behalf of Shobhika Media Private Limited. Printed at PS PC Press Private Limited, 50 DLF Industrial Area, Phase-I, Faridabad, Haryana- 121003 and Published at E-8, Jhandewalan Estate, New Delhi-110055.

This copy is sold on the condition that jurisdiction for all disputes concerning sale, subscription and published matter will be in courts/forums/tribunals at Delhi.

**Advertisement & Publication Office:**

Delhi Press, E-8, Jhandewala Estate, Rani Jhansi Marg, New Delhi-110055. Phone: 41398888, 23529557-62.

Fax: 91-11-23625020.

**Ahmedabad:** Phone: 079-26577845,

Fax: 079-26577063/32989438

**Agra:** Phone: 0562-3215820

**Bangalore:** Phone: 080-22029851/22267233

**Bhopal:** Phone: 0755-2573057

**Chennai:** Phone: 044-28413161/32994005/28554448

**Jaipur:** Phone: 0141-3296580

**Kolkata:** Phone: 033-22298981/22175315

**Kochi:** Phone: 0484-2371537

**Lucknow:** Phone: 0522-2218856

**Mumbai:** Phone: 022-24101192/65766301

**New Delhi:** Phone: 011-23416313/23417268

**Patna:** Phone: 0612-2685286

**Secunderabad:** Phone: 040-27896947/27841596

**For subscription contact:** [subscription@delhipress.in](mailto:subscription@delhipress.in)

**Highlights High Five—U.S. Team**

**Editor in Chief:** Christine French Cully

**Editor:** Kathleen Hayes

**Art Director:** Kelley Cunningham

**Copy Editor:** Joan Prevete Hyman

**CEO:** Kent S. Johnson

**Vice President, International:** Andy Shafran

**Editor, International Publishing:** Julie Stoehr

Designed for use in all the classrooms of early childhood, including daycare centers, preschools, schools, and the home.



Highlights for Children™ has received the Association of Educational Publishers 2011 Distinguished Achievement Award for Preschool Fiction and the 2010 Preschool Periodical of the Year Award, the Learning Magazine Teachers' Choice™ Award for the Family, the NAPPA Gold and Silver Awards, and awards from Parents' Choice and the National Parenting Center.

Content provided by Highlights for Children, Inc., including translations, © 2017 Highlights for Children, Inc. All other content © 2017 Shobhika Media Private Limited. All rights reserved.

Highlights for Children, 1800 Watermark Drive, Columbus, Ohio 43215 U.S.A., has authorised Shobhika Media to adapt, translate and publish its content for use in this magazine for sale in the Republic of India. Use of the trademarks Highlights™, My First Hidden Pictures™ and That's Silly!™ is with permission, [www.Highlights.com](http://www.Highlights.com).

Reproduction in any manner in any language in whole or part without prior written permission from Highlights for Children is prohibited.



## Let's Read Together

- 4 Spring Scooters
- 5 The Adventures of Spot™
- 6 Tex and Indi™: Playing Together
- 12 Meera and Kiran: Yes, Please!
- 20 Here Comes Grumpy
- 26 The Poster Contest



page 26

## Let's Puzzle It Out

- 10 My First Hidden Pictures™ Puzzle
- 16 So Many Dogs
- 18 That's Silly!™
- 24 Look and Look Again: Jungle Search



page 24

## Let's Do It

- 31 Bend in the Breeze
- 32 Hummus Four Ways
- 34 Summer Pop-Up Card



page 32



# Spring Scooters

By Diana Murray • Art by Sian Wheatcroft

We scoot and scoot around the park.  
Our helmets fit just right.  
We scoot and scoot, and scoot some more.  
The day is clear and bright.

We stop to sniff the daffodils  
and hear the robins sing.  
Then scoot and scoot, past melting snow,  
and scoot right into spring.




Photo by Delhi Press Studio




# The Adventures of Spot



By Marileta Robinson • Art by Ron Zalme



Spot sees a rabbit.




Hippity-hop! There it goes.



Spot looks everywhere.

He finds the rabbit.



There it goes again. Spot loves playing hide-and-seek.

# Playing Together

By Lissa Rovetch • Art by Amy Wummer



As soon as Tex and Indi walked in the door for their piano lesson, Tex asked, “May I please go first, Mr. Montoya? I want you to hear how much I’ve been practicing.”

“No fair!” said Indi. “Tex got to go first last week! And I’ve been practicing, too.”



“I’m glad you’ve both worked hard,” said Mr. Montoya. “And I have a new piece for you. It’s a duet, so you’ll both play at the same time. Let’s start with that. Then I’ll hear the pieces you’ve been learning.”

“OK,” said Indi.



Tex and Indi sat down at the piano. Mr. Montoya showed them their parts, and they tried playing together. They made lots of mistakes, but it was fun. Then they took turns playing the pieces they had practiced.




After practicing the duet for a couple of weeks, the twins were ready to play it at their monthly piano recital. When they finished playing together, they bowed together, too.






After Indi got back to her seat, her friend Kate leaned over and whispered, “That was great! You’re lucky you have a twin so you can play together.”

“Thanks,” said Indi, smiling. “But you don’t need a twin to play a duet. If you come over for a playdate, I’ll teach it to you!” 

# My First Hidden Pictures™ Puzzle

Find these objects hidden in the big picture.



Pizza



Envelope



Comb



Sock



Candle



Birdhouse



Mushroom



Snail



Pennant

## Little Miss Willow

Poem and Art by Mary Sullivan

Little Miss Willow  
Sat on a pillow  
Reading a book to her bug.  
Along came a spider,  
Who sat down beside her,  
And gave Miss Willow a hug.









# Yes, Please!

By Marianne Mitchell • Art by Sonal

## Meera and Kiran



It was evening, and Meera and Kiran were quite hungry. “Would you like some *samosas*?” asked Ma. “Yes!” Meera and Kiran exclaimed together. Ma looked at them. “I think you’re forgetting something,” she said.



As they went into the kitchen, Meera thought and thought. What was she forgetting? Oh! Ma needs flour!

“Here’s the flour,” said Meera.

“Thanks,” said Ma. “But you’re still forgetting something.”



“Here are the potatoes,” said Kiran as he handed Ma a couple of potatoes from the vegetable basket.

“Thanks, Kiran. But you’re still forgetting something,” said Ma.



“Here are the peas,” said Meera and Kiran as they set a bowl of frozen peas on the counter.

“Thanks, children. But you’re still forgetting something,” she repeated.



They had given Ma flour, potatoes, and peas.

What were they forgetting? They thought and thought. And then Kiran smiled!

“Yes, please!” said Kiran.





“Yes, *please*. That’s the magic word!” said Ma. Then she fried the *samosas* in the hot oil. Soon they were munching on the best *samosas* ever. 🍷





# So Many Dogs


By S. Dianne Moritz • Art by Kevin Zimmer

Big dogs, little dogs,  
plain, or spotted.  
Thin dogs, chubby dogs,  
polka-dotted.

We're at the shelter  
and pick this one!  
She's cuddly, cute,  
wiggly, and fun!







Which dog is  
the **biggest**?  
Which dog is  
the **smallest**?  
What else is **big**?  
What else  
is **small**?



# That's Silly!

TM

Art by Joëlle Dreidemy







What  
silly things  
do you see?



# Here Comes Grumpy

By Marilyn Kratz • Art by Belinda Chen



“Why are you washing your windows, Rabbit?”  
Raccoon asked.

Rabbit replied to Raccoon as she dashed toward the back of her house with a pail and sponge.

*Did she say someone grumpy is coming?* Raccoon wondered.





Raccoon ran to Squirrel's house and shouted,  
"Squirrel, Rabbit is getting ready for a grumpy guest. We  
should help her."

"I'll bake a walnut cake," Squirrel said.



On his way home, Raccoon met Fox on the road.  
He told Fox about Rabbit's grumpy guest.

"I'll pick a bouquet of wildflowers for her," Fox said.

Then Raccoon looked up and saw two bluebirds in a tree. “Please come and sing a song for Rabbit’s grumpy guest.”



Finally, Raccoon went home and gathered a basket of berries. Soon, he and his friends met on the road, and they all hurried to Rabbit’s house.




“We brought things for your guest,” Raccoon said.

“How nice,” Rabbit said. “Here he comes.”

“This morning, you said you were having a grumpy guest,” said Raccoon. “But he doesn’t look grumpy at all.”

“I didn’t say someone grumpy was coming,” Rabbit said. “I said Grumpy was coming.”




Everyone laughed as they greeted a smiling Grumpy Rabbit. And then they all sat down to eat. 



# Jungle Search.....

Art by Susan Miller



How are these pictures the same?



Look and  
Look

Again



How are they different?



# The Poster Contest

By Eileen Spinelli • Art by Rose Mary Berlin



Little Bunny and his friend Squirrel entered a poster contest. Squirrel's poster won. When he got home, Little Bunny told Papa, "I worked hard on my poster. I made it the best I could. I wanted to win."

"You did work hard," said Papa. "Yours was a fine poster. I'll hang it in my office."





Mama gave Little Bunny a hug and said, “I hope you congratulated Squirrel.”

Little Bunny sniffed. “Squirrel was too busy getting his picture taken.”





Then Little Bunny went to his room. He sulked.  
And sulked. And sulked some more. And he got very bored.

He wondered what Squirrel was doing. He remembered the fun they had, painting their posters together.





So Little Bunny took out some paper. He reached for his paint set. And he painted another poster, one with a sailboat. He knew Squirrel loved sailboats.



Under the sailboat, with Grandpa's help, he printed in big red letters the biggest word he knew:  
**CONGRATULATIONS!**





Little Bunny walked to Squirrel's house. He gave Squirrel the poster.

"Thanks," said Squirrel. "I love sailboats. What's the big word?"


"*Congratulations*," said Little Bunny.

"Wow! Thanks again," said Squirrel. "This is way better than getting my picture taken."

"Want to ride bikes?" said Little Bunny.

"Sure," said Squirrel.



And off they went—  
together. 





# Bend in the Breeze

By Jeanne Barrett Hargett

An Action Rhyme

**Stand up tall. Stretch arms wide.**

**1.**



**2.**



**Pretend you're a tree.  
Sway side to side.**

**3.**

**Raise both arms.  
Wave them now.**



**4.**

**Bend in the wind and take a bow!**



Art by iStock/cteconsulting

Photos (from 1 to 4): Delhi Press Studio, Delhi Press Studio, Delhi Press Studio, iStock/PacoRomero



# Hummus Four Ways

By Michelle Stern • Art by Hannah Scherba



## You Need

- 1 lemon, cut in half
- 500 grams boiled chickpeas
- ½ cup tahini (sesame-seed paste)
- ¼ cup water
- ⅓ cup olive oil
- ½ teaspoon salt

### For olive hummus

- 15 pitted Kalamata olives

### For pesto hummus

- 3–4 tablespoons prepared pesto

### For feta-spinach hummus

- 2 tablespoons feta cheese
- ½ cup baby spinach with stems removed

**1.** Squeeze the lemon halves. Add the juice to a food processor or blender.



**2.** Add the chickpeas, tahini, water, olive oil, and salt in the food processor or blender.

*Adult: Blend each mixture until it is smooth and creamy.*

**Enjoy the hummus as is or try these variations.**







**For olive hummus:**

Repeat steps **1** and **2**, then add the olives to the hummus.



**For pesto hummus:**

Repeat steps **1** and **2**, then add the pesto.



**For feta-spinach hummus:**

Repeat steps **1** and **2**, then add the feta and spinach.



**Make the hummus a to-go treat!**

Put some hummus into a reusable container. Stand cut vegetables upright in the hummus and top with a lid. When you're hungry, pull out your tasty treats.




# Summer Pop-Up Card

By Shalini Deshmukh

## You Need

- White and colored card paper
- Paints
- Pencil
- Black sketch pen
- Glue

**1.** Fold a piece of white card paper in half and paint it blue.



**2.** Draw some objects that remind you of summer on colored card paper. Cut them out.



**3.** Glue these cut-outs on the side painted blue. This is the cover of the card.





**4.** Paint the inside of the card as shown. The blue part is the sky, and the brown part is the sand.



**5.** Draw some things you'd see on the beach on colored paper and cut them out.



**6.** Glue loops of paper to the back of the cut-outs as shown. Glue them inside the card.



**Your summer-themed pop-up card is ready!**





# DON'T FORGET!

OUR NAMES HAVE CHANGED TO  
FAB! JAM-IN, FAB! BOURBON  
AND FAB! MILKY SANDWICH



Papa may sometimes forget that your best friend is now Karthik, and not Sunny. But don't ever let him forget that the names of your favourite jam-filled, chocolaty and milky biscuits are now Fab! Jam-In, Fab! Bourbon and Fab! Milky Sandwich.